

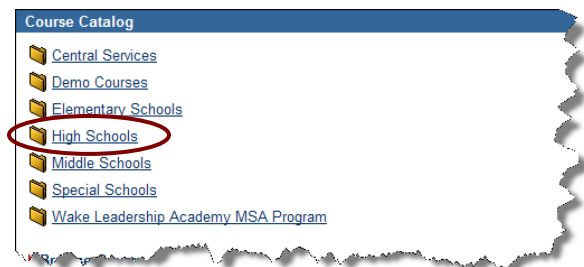
## How do I Enroll Myself in a Course?

You may enroll yourself in a course if the course Instructor has made it available for self enrollment. Follow these steps to self enroll.

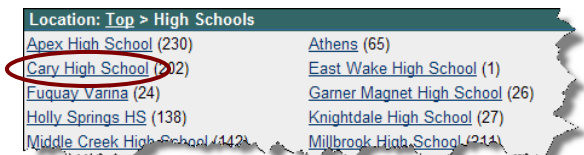
1. Visit <http://blackboard.wcpss.net>.
2. Log in with your assigned Blackboard **username** and **password**.
3. Click on the **Course Sites** tab.



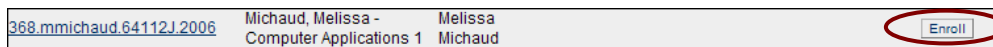
4. Click on the **level of your school** in the Course Catalog.



5. Click on the **name of your school** to view the course sites.



6. Click **Enroll** to the right of the course in which you need to be enrolled.



7. Type in the **Access Code** if your teacher gave you one.  
**Note:** You will only be prompted for an Access Code if one is needed.

This course requires an enrollment access code from the instructor. Enter the enrollment access code and click **Submit** to enroll.

Access Code

8. Click  .
9. Click  .