

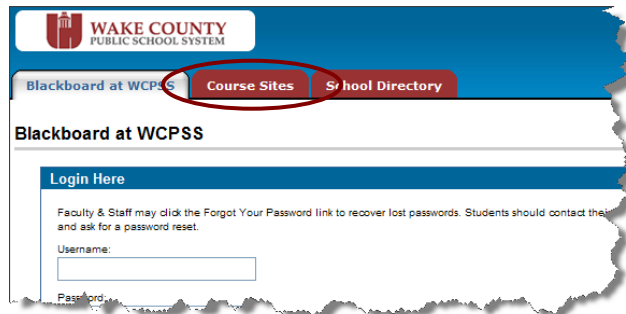
How do I Access Blackboard as a Guest and Locate a Course?

Guests may access Blackboard and search for a course in Blackboard's course catalog without logging into the system. Guests are either:

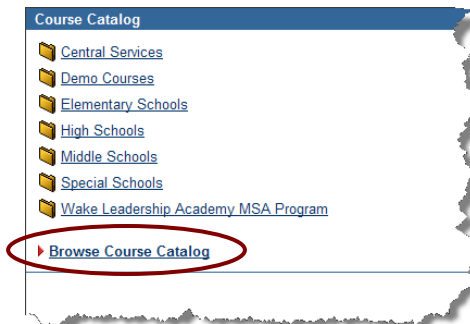
- Users without Blackboard accounts or
- Users with a Blackboard account, but not enrolled in the teacher's Blackboard course site

1. Type <http://blackboard.wcpss.net> into the address bar of your internet browser.

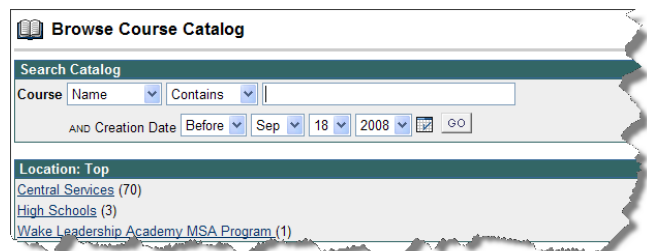
2. Click the **Course Sites** tab.



3. Click **Browse Course Catalog**.



4. The resulting page will allow you to either search for the course by using the search tool or by clicking on a category. Your teacher can provide you with more complete location information for the course in the catalog.



NOTE: Guest access for a course is left to the discretion of the teacher. Contact your teacher if you have any questions about guest access or locating their course in Blackboard.