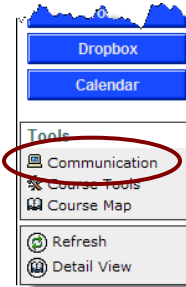


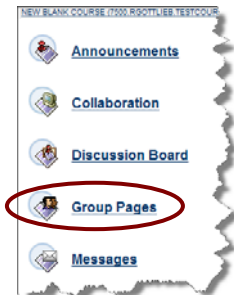
How do I Use a Group Discussion Board?

The group discussion board tool allows you to communicate with others in your group via a discussion board that is only accessible to those enrolled in your group and your Instructors.

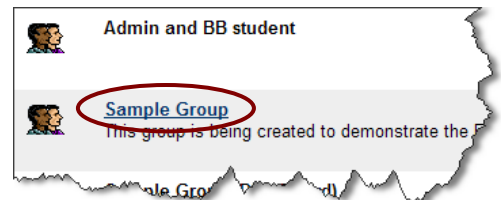
1. While in your Blackboard Course, click **Communication**.



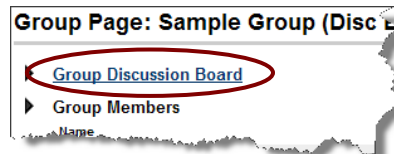
2. Click **Group Pages**.



3. Click on the **name of the group** you want to access.



4. Click **Group Discussion Board**.



You are now in the Discussion Board for your group. This Discussion Board works the same as other Blackboard Discussion Boards, so please see the tip sheet answering the question, "How do I Post to Discussion Boards in My Class?". This tip sheet is located on the Blackboard Support Site at <http://bbsupport.wcpss.net>.