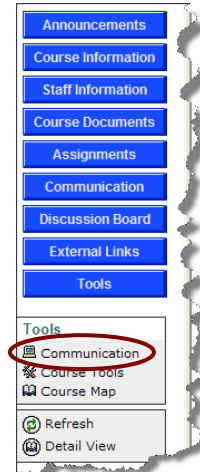


How do I Edit a Discussion Board Post?

NOTE: Not all Discussion Boards are set up to allow users to edit their own existing posts. Contact your teacher if you have any questions about your Discussion Board's settings.

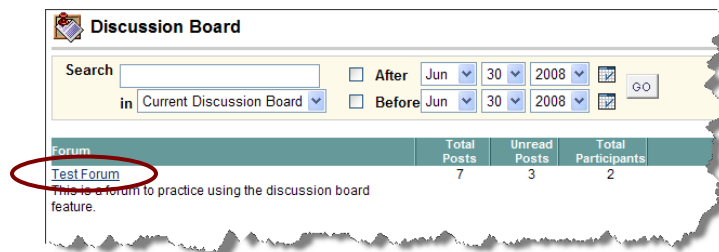
1. While in your Blackboard Course, click **Communication**.



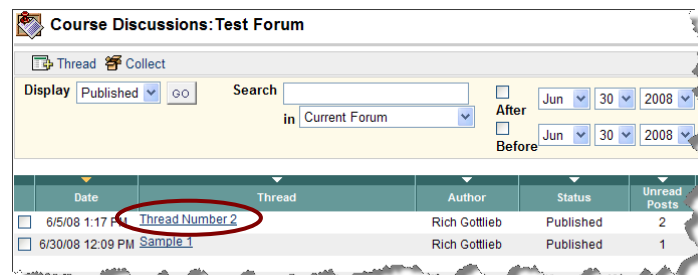
2. Click **Discussion Board**.



3. Click on the **link of the Forum** in which you made the post.



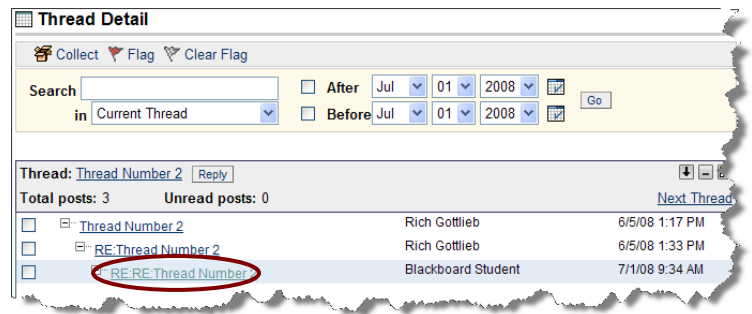
4. Click on the **link of the Thread** to which you responded.



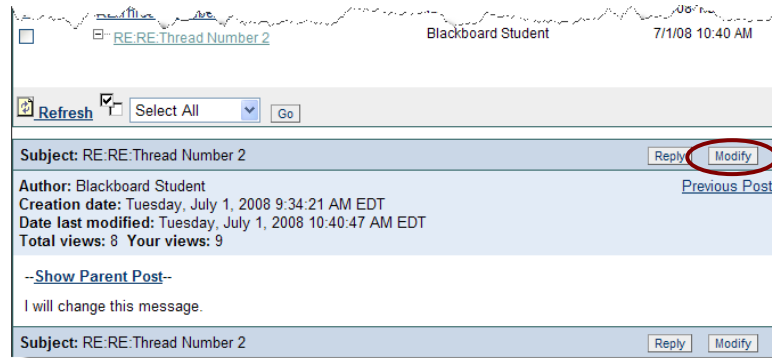
Blackboard

Editing a Post in a Discussion Board

5. Click on the **link of your post** that you would like to edit.



6. Click **Modify**.



7. Change your posting as needed or add an attachment.
8. Click **Submit**.