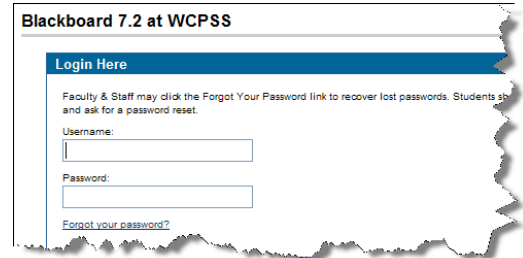


How do I Change My Initial Password?

You can change your Blackboard password by following the steps below.

1. Visit <http://blackboard.wcpss.net>.
2. Enter your **Blackboard username** and **password**.



Blackboard 7.2 at WCPSS

Login Here

Faculty & Staff may click the Forgot Your Password link to recover lost passwords. Students should ask for a password reset.

Username:

Password:

[Forgot your password?](#)

3. Click .
4. Click the **Change My Password** link in the My Blackboard Account area on the left side of the resulting page.



My Blackboard Account

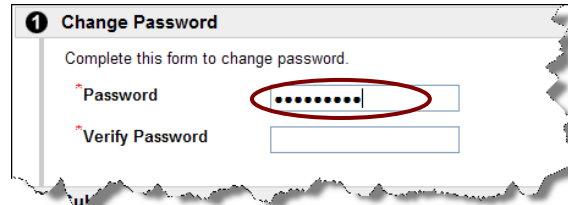
[Change My Password](#)

[Change My E-mail](#)

WCPSS Blackboard 7.2 Guest Access

[Guest Access to WCPSS Blackboard](#)

5. Type a **new password**.



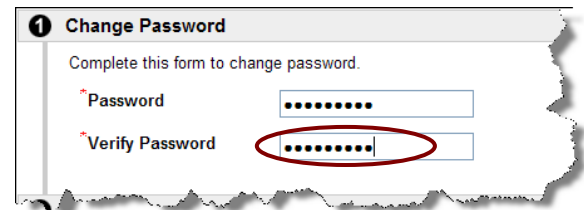
1 Change Password

Complete this form to change password.

* Password

* Verify Password

6. Type the **same new password** a second time.



1 Change Password

Complete this form to change password.

* Password

* Verify Password

7. Click .