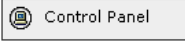
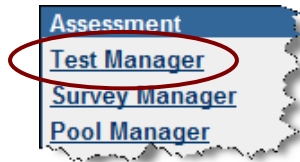



How do I Remove a Test from My Course?

You can remove a test from your course site in the same way as removing a content item, but it will remain in your course's test manager until you remove it from there.

1. While in your Blackboard Course, click  .
2. Click the Test Manager link in the Assessments area of the control panel.



3. Click the  button to the right of the test you want to remove.
4. Click the OK button.

