


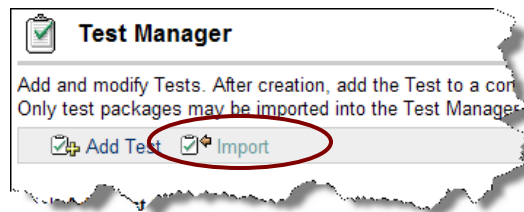
## How do I Import a Test into My Course?

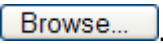
1. While in your Blackboard Course, click  Control Panel.

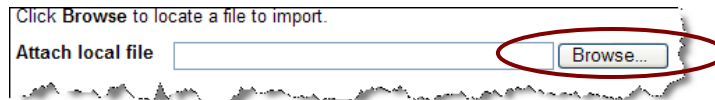
2. Click the Test Manager link in the assessment area of the control panel.



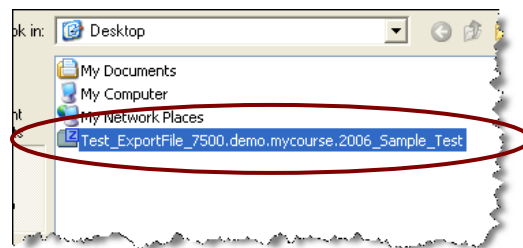
3. Click the  Import button above the test summary area.



4. Click .



5. Double click on an export file to import it.



6. Click .

7. Click .