
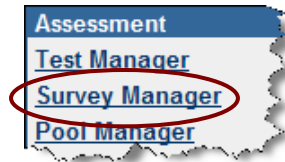



How do I Remove a Survey from My Course?

You can remove a survey from your course site in the same way as removing a content item, but it will remain in your course's survey manager until you remove it from there.

1. While in your Blackboard Course, click  Control Panel .
2. Click the Survey Manager link in the Assessments area of the control panel.



3. Click the  button to the right of the survey you want to remove.
4. Click the OK button.

