

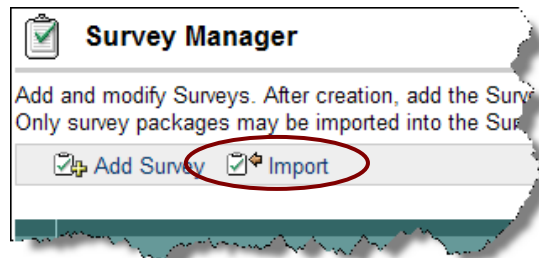
How do I Import a Survey into My Course?

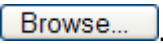
1. While in your Blackboard Course, click  Control Panel.

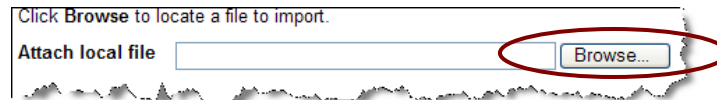
2. Click the Survey Manager link in the assessment area of the control panel.



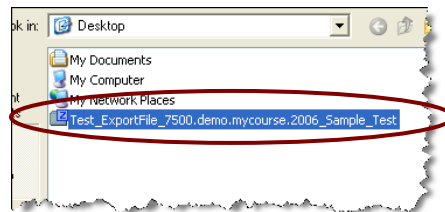
3. Click the  Import button above the survey summary area.



4. Click .



5. Double click on an export file to import it.



6. Click .

7. Click .