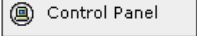


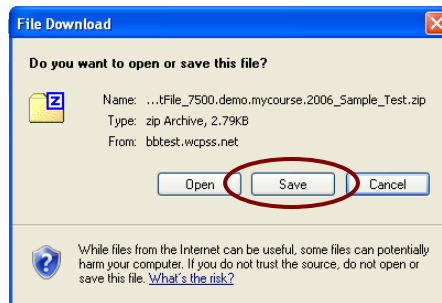



How do I Export a Survey from My Course?

1. While in your Blackboard Course, click .
2. Click the Survey manager link in the Assessment area of the control panel.



3. Click the  button to the right of the survey that you'd like to export.
4. Click the  button in the dialog box that pops-up.



5. Select a place to save your file and click the  button.



WHY EXPORT?

Exporting allows you to share surveys! Building good assessments can be time consuming. Exporting & Importing surveys allows you to easily share and collaborate with your colleagues.