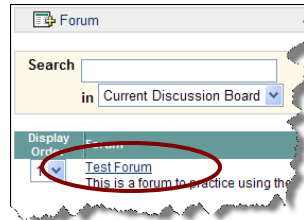


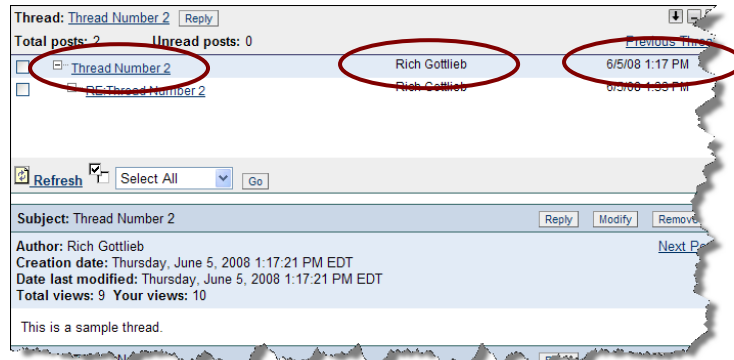
How do I Read a Discussion Board?

1. While in your Blackboard Course, click on the “Discussion Board” link in the left menu.
2. Click on the Forum name to enter the forum.

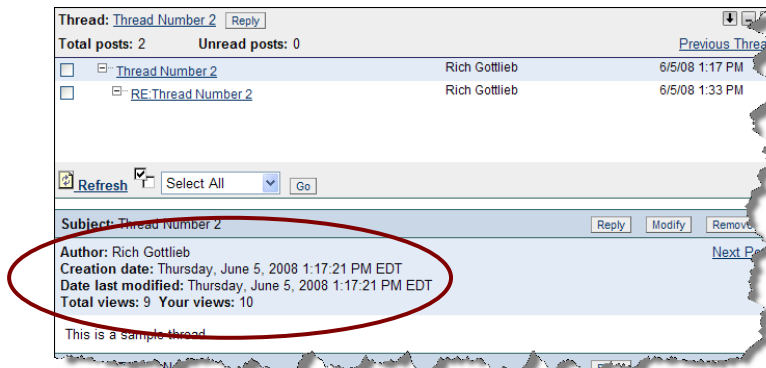


3. Click on the title of the thread you want to read.

- In the middle of the resulting screen is a listing of all the posts in this thread. You can see the name of each post, the author, and the date it was posted.



- At the bottom of the screen is the actual post text with more detail about the time of day it was posted and how many views it has had.



4. Click on a post to read it.

