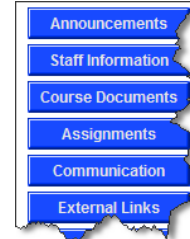



How do I Change the Order of My Content?

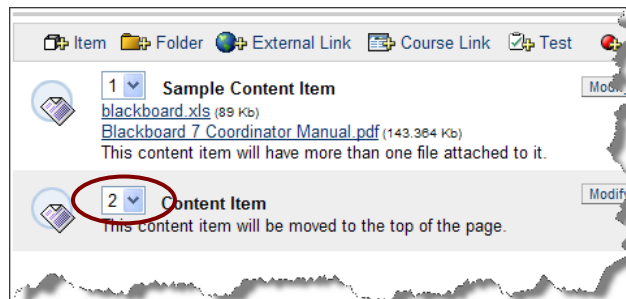
1. While in your Blackboard Course, click on a **main menu item** (buttons on the left of page) where you have content items.



2. Click the **Edit View link** in the upper right corner.



3. Click on the **drop down menu** to the left of the item you would like to move.



4. Choose **the numeric location** where you would like the item placed. (ex. Choosing "1" would put the item at the very top of all items on that page)

