
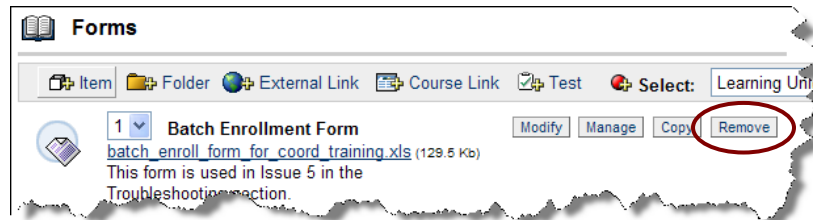


How do I Remove Information from My Course?

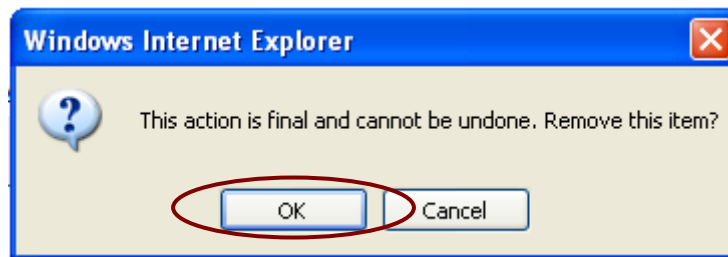
1. While in your Blackboard Course, navigate to a course item you want removed.
2. Click the Edit View link in the upper right corner of the screen.



3. Next to the content item you wish to remove click the button.



4. You will get a pop-up confirmation alert.
5. Click .



6. The page will reload and your content item will be removed.